

# TERRASEM

PÖTTINGER mulch seed drills





# Efficient drilling

Trailed mulch seed drills with high outputs offering working widths between 9.84 and 29.53 ft / 3 m and 9 m

The PÖTTINGER TERRASEM mulch drilling concept combines soil cultivation, consolidation and planting in a single machine. The effective compact disc harrow, unique tyre packer and perfect designed coulter rail deliver optimum results.

## Contents

	Page
The TERRASEM concept for success	4
TERRASEM models	6
Mounting / Packer tyre chassis	8
Disc harrow	10
WAVEDISC	12
Seed hopper / Metering system / Distributors	16
Drilling / Ground tracking	24
FERTILIZER direct fertilisation	28
Operation	30
Technical data / Equipment	32

All information on technical data, dimensions, weights, output, etc. is approximate and is not binding.

# TERRASEM

## concept for success



The PÖTTINGER TERRASEM mulch drill concept has been engineered in detail from the drawbar to the rear harrow tines. A top quality compact disc harrow, an effective packer tyre chassis and optimised coulters, PÖTTINGER perfectly integrate seedbed preparation, consolidation and drilling across working widths of 9.84 to 29.53' / 3 to 9 metres.

The TERRASEM universal seed drill can be economically incorporated into any operating sequence, regardless of whether it is deployed for mulch or conventional drilling. These machines deliver precision seed placement thanks to their parallel-guided DUAL DISC coulters with rear depth control press wheels. This configuration ensures unique ground tracking capability.

Central coulter pressure adjustment between 88 and 265 lbs / 40 and 120 kg per coulter, high-capacity seed hoppers and intelligent control systems also contribute to the success of the drilling process.

Using direct fertilisation on the TERRASEM FERTILIZER models enables micro and macro nutrients to be deposited at the same time as the seed. Optimum growth conditions are available during the early phases of germination to increase the plant development performance of the seed as a result. Fertiliser is applied on TERRASEM FERTILIZER mulch seed drills using DUAL DISC precision coulters.



## Seedbed preparation

### **With a two-row, low-draft disc harrow**

The maintenance-free, rubber-mounted discs loosen and mix the soil. An ideally structured layer of fine soil is created at seed level.



## Consolidation

### **As performed by the combined packer/chassis unit**

The chassis with wide 425/55 R17 tyres consolidates 4 seed rows at a time ahead of the drilling coulters.

The flexing characteristics of the tyres promote self-cleaning and improve the fine structure of the tilth.

The machine is supported by all wheels at headlands when raised out of work. The chassis frame always remains in the same position; only the disc harrow and coulter rails are lifted.



## Drilling

### **Precision performance with DUAL DISC coulters**

The maintenance-free DUAL DISC coulters are mounted in an offset configuration; each pair of coulter discs is mounted on a separate parallelogram to form the seed slot. All coulters are guided by individual press wheels to ensure uniform seed placement depth.

# Model overview



## TERRASEM R3 / R4

### **Rigid models**

These models do not fold for transport utilising a rigid frame construction. The transport width is the same as the working width (9.84 or 12.12' / 3.0 m or 4.0 m).



## TERRASEM C4 / C6 / C8 / C9 folding models

During road transport the wing sections of TERRASEM C models are folded up for a transport width of 9.84' / 3.0 m.

The three-section design of the TERRASEM C drills provides perfect ground tracking. The outer elements have plenty of freedom of movement.



## TERRASEM R3 / C4 / C6 / C8 / C9 FERTILIZER models with direct fertilisation

An advantage of direct fertilisation is that only one pass is necessary to apply fertiliser and sow the seed, thus wheelings are reduced. The full drilling and fertilisation process can be completed quickly and effectively in a single pass as soon as there is a favourable window.





## Mounting and road transport

### Practical mounting

The lower linkage drawbar offers Cat. 2 and 2 mountings. The pivot point on the drawbar enables a turning angle of up to 90°. Also available as an option is a telescopic drawbar which can be lengthened by up to 19.69" / 500 mm. This allows tight cornering at headlands and during transport, even with dual wheels or wide tyres. Also optionally available is a ring hitch drawbar allowing fitment to a tractor without a three point linkage.



### Practical hose holders


All hoses and cables are routed tidily in a protective housing to the tractor. When parked, they can be stowed neatly in the holders provided.

## Smooth and safe transport

On the road the machine is transported on four wheels, the two centre wheels are raised automatically when folding on C models or manually on R models. High travelling speeds are possible as a result of the excellent stability offered.

Air brakes or hydraulic brakes are available as an option for the weight-bearing pairs of road wheels. These ensure safe braking from the highest permissible speed of 24.85 mph / 40 km/h.







# Robust chassis and tyre packer



## Packer and chassis unit

The combined packer and wheel unit is positioned between the disc harrow and the seed coulters. This optimised mounting geometry and compact design improves manoeuvrability at headlands and during transport. The tyre packer ensures controlled and uniform consolidation ahead of the coulters. At the headland the disc harrow and coulter units are raised into the chassis with the full width of the packer tyres carrying the drill's weight. The chassis frame always remains at the same height, only the disc harrow and coulter rails are lifted.



- The chassis with its wide 425/55 R17 tyres consolidates the area of 4 seed rows at a time ahead of drilling.
- The flexing characteristics of the tyres promote self-cleaning and improve the fine structure of the tilth.
- The offset wheel configuration makes the drill easier to pull and improves the ride during operation.
- Each wheel can rotate independently without smearing when turning thanks to the individual wheel mounting system.
- Scrapers for the packer wheels are available as an option.



The weight-bearing wheels used during road transport can be optionally fitted with brakes. Even at high driving speeds, the brakes (hydraulic or pneumatic) ensure reliable braking.

# Perfect soil preparation



## For precision drilling

What farmers want: A level surface with fine tilth at seed level for uniform growth. On TERRASEM mulch seed drills, soil preparation is taken care of by a two-row disc harrow with plain or scalloped discs. The disc harrow also works well on heavy soil even with large quantities of harvest trash.




## Top quality disc harrow for precision work

The maintenance-free, rubber-mounted 20.08" / 510 mm diameter discs loosen the soil on the surface across the entire working width. At seed level they leave behind an ideally structured layer of fine soil. The disc harrow delivers perfect results even on heavy soil and in large quantities of harvest residues.

- Infinitely-variable hydraulic depth adjustment – the first gang of discs can be adjusted independently of the second.
- Spring-mounted edging plates are fitted as standard on both sides for a uniform surface finish.
- The disc harrow can also be specified with the optional front mounted levelling board in addition to the levelling board installed just ahead of the packer wheels.





## Maintenance-free disc bearings

The special twin-race tapered bearings have been adopted from the construction machinery industry. Ruggedness and reliability are guaranteed as a result and impacts are absorbed effortlessly.

- The sealed, twin-race tapered bearings are completely maintenance-free.
- A labyrinth seal provides the best protection for the bearing.
- A metal cover encapsulates the labyrinth seal for additional protection.



## NONSTOP protection against stones.

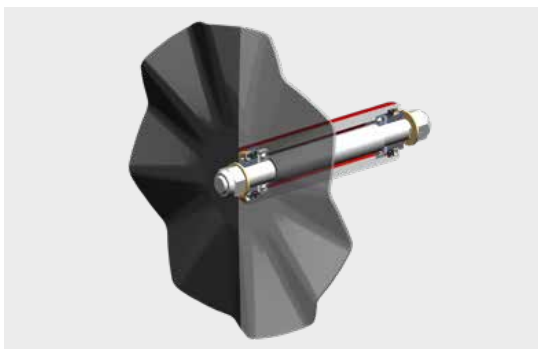

Proven over many years in the field, the maintenance-free NON STOP trip protection system features 1.57" / 40 mm thick rubber elements. The clamping brackets are mounted on a thick-walled box section frame. Four rubber elements between each wide clamping bracket and the box section provide the discs with high penetration power.



## Track eradicator discs

- Two pairs of discs behind the tractor wheels are available with independent depth adjustment.
- Even heavily compacted wheel marks can be removed to create a uniformly level surface.

# WAVE DISC



## Low disturbance

### **TERRASEM with WAVE DISC for low disturbance seed placement.**

Cost-effective, extremely versatile and convenient, this is the new WAVE DISC leading disc system for seed slot preparation. In dry regions or in wet areas, all the WAVE DISC's advantages come into play to make it the perfect example for reduced soil cultivation systems while increasing yield. Completely in-line with low disturbance, smart soil cultivation.

### **Tools for min till**

The WAVE DISC cultivates the soil in water-saving strips; only the region either side of the seed slot approx. 1.97" / 50 mm wide is worked. The rest of the surface remains untouched. Additionally the WAVE DISC can be a tool for regulating resistance to herbicides.

The maintenance-free WAVE DISCs have a diameter of 20.08" / 510 mm and are available with row spacings of 4.92 or 6.57" / 125 mm or 167 mm. A row spacing of 167 mm is recommended for regions with extremely heavy, wet and sticky soil conditions.

The working depth can infinitely be adjusted by a hydraulic system like on a disc harrow.

## Flexibility and cost effectiveness

Essentially there are five key reasons and soil conditions that make it necessary to use reduced cultivation, making the WAVE DISC the perfect answer:



#### **Agronomic aspects**

- Low disturbance – water conserving strip tillage for dry regions
- Low disturbance – reduced soil movement ideal for wet regions
- The WAVE DISC low disturbance effect is particularly effective in minimising germination of weed seeds. This effect can have a significant effect in reducing herbicide use and resistance.

#### **Cost saving benefits**

- Lower power and traction requirements - less soil moved
- Low disturbance reduces erosion - conserves soil structure

#### **Reduced surface cultivation in dry regions**

WAVE DISC enables water conserving strip tillage of the soil: A strip only around 1.97" / 50 mm is cultivated for the seed slot, the rest of the surface remains undisturbed. This low disturbance method ensures moisture is retained by the soil, reducing evaporation in dry periods.

#### **Reduced soil movement for wet regions**

In difficult conditions the low disturbance effect and ripple effect of the WAVE DISC prevents smearing and ensures wet soil remains beneath the surface. This allows sowing to proceed much earlier in wet conditions that might otherwise stop it going ahead.

# WAVE DISC



## **Reduced weed germination in areas with a high herbicide resistance**

Undisturbed soil between the seed rows suppresses weeds. The minimised soil movement creates poor germination conditions, especially for light-dependent germinating weeds (e.g. black grass). At sites with high levels of weed growth, reduced soil movement gives the crop an advantage. The result is a reduction in herbicide usage.

## **Cost efficient**

Thanks to the not cultivating the full working width savings in power and fuel can be achieved.

The ability to operate in wetter marginal condition extends the sowing window opportunity.

## **Suppresses erosion**

Minimised cultivation leaves behind a lower proportion of loosened soil and a smaller cultivated area. Less risk of ponding during heavy rain and reduced blowing of light and fine soils in strong winds.



## Convenient operation

- Infinitely-variable working depth adjustment - whilst in work
- No greasing of the disc bearings
- Disc units are mounted with NONSTOP overload protection

## Spring-loaded track eradicators

### Perfect for machines with WAVE DISC

Each track eradicator is protected against stones/foreign objects by a spring. The working depth is easily adjusted.

The reversible point leading edge is coated with hard facing for an extended service life.

Up to three track eradicators per track can be specified and are able to be adjusted individually to the track width.

The track eradicators are lifted hydraulically at the headlands.

### Excellent benefits

- Loosen and break up hard and compacted tractor wheelings.
- In cultivated or ploughed soils the track eradicators can work deeper than the discs. This reduces unnecessary cultivation and power requirement.
- Raising out of and lowering into work is performed automatically with the front cultivation discs.



# For a high output



## High-volume seed hopper

The hopper can easily be filled using a loader, big-bags or an optional hydraulic seed hopper auger. A roll over tarpaulin serves as a dust-proof and rainproof cover. This is rolled completely out of harms way when filling.

- The standard loading platform makes it easy to open the hopper cover to check filling progress.
- The mesh inside the seed hopper protects the metering system from foreign objects.
- The hopper level monitoring system is installed as standard equipment.
- A seed hopper extension is available as an option.
- The toolbox is well protected, integrated under the loading platform.

### Seed hopper volumes

660 gal / 3000 litres TERRASEM R3 / R4 / C4 / C6

880 gal / 4000 litres TERRASEM C8 / C9

Seed hopper volume with optional hopper extension

869 gal / 3950 litres TERRASEM R3 / R4 / C4 / C6

1122 gal / 5100 litres TERRASEM C8 / C9



## Side platform

The optional side platform automatically folds into the transport position when the side sections of the drill are folded upwards. The side platform is fitted as standard on FERTILIZER.







## Integrated seed hopper auger

The auger receiving hopper is mounted on the front right-hand side and can easily be filled after lowering the auger. The auger is powered by its own hydraulic system without requiring additional connections to the tractor. The two-section auger folds up hydraulically after loading and a closure flap automatically shuts-off the auger pipe.

- High throughput capacity of up to 110 gal / 500 litres per minute.
- The seed is conveyed directly to the centre of the seed hopper, ensuring optimal filling





## FERTILIZER – partitioned seed hopper

On the TERRASEM FERTILIZER, the seed hopper is divided by a folding partition for seed material and fertiliser. The partition can easily be repositioned from 40:60 to 50:50 or 60:40. **(1)**

### **FERTILIZER seed hopper volume**

TERRASEM R3 / C4 / C6 / C8 / C9 FERTILIZER – 880 gal / 4000 litres.  
Seed hopper volume 1122 gal / 5100 litres with optional hopper extension.





# The highest precision



## Fan


The powerful fan is driven hydraulically and outputs a high volume of air in the mid-speed range, so it runs quietly without producing a « singing » noise during operation. The high air volume means the fan speed can fluctuate without affecting the accuracy of seed metering. The fan dust filter is optional on TERRASEM R3 to C6 seed drills, and is fitted as standard equipment on all FERTILIZER drills.



## Metering system

The TERRASEM metering system is designed for the highest possible precision and ensures that exactly the right amount of any given seed type is used, even in the most difficult operating conditions.
















- The TERRASEM R3 to C6 have one metering system, while the C8 and C9 have two.
- Depending on the seed rate, the metering wheel can be changed for normal or small seed quickly and easily. **(1)**
- A reduction gear ensures that the metering wheel is always operating in the ideal speed range. **(2)**
- The metering unit is electrically driven, controlled via a radar sensor or ISOBUS signal from the tractor.
- Seed output can be set directly from the cab between 0.54 to 312 gal/acre / 0.6 kg to 350 kg/ha.
- Automatic metering wheel control with pre-metering provided as standard ensures continuous drilling and unsown areas.



### TERRASEM FERTILIZER

- All metering systems are made of stainless steel (V4A).

# Exact metering for every type of seed

Metering wheel	TERRASEM	Metering wheel Seed	Metering wheel	TERRASEM	Metering wheel Seed
	R3 / R4 C4 / C6 / C8 / C9	<b>Metering wheel 7</b> Poppy		R3 / R4 C4 / C6 / C8 / C9	<b>Metering wheel 14</b> Rapeseed
	R3 / R4 C4 / C6 / C8 / C9	<b>Metering wheel 28</b> Phacelia, mustard		R3 / R4 C4 / C6 / C8 / C9	<b>Metering wheel 68</b> Maize, sunflower
	R3 / R4 C4 / C6 / C8 / C9	<b>Metering wheel 135</b> Maize, sunflower		R3 / R4 C4 / C6 / C8 / C9  R3 / C4 / C6 FERTILIZER	<b>Metering wheel 285</b> Cereal hybrids  Fertiliser
	R3 / R4 C4 / C6 / C8 / C9  R3 / C4 / C6 FERTILIZER	<b>Metering wheel 550</b> Cereals  Fertiliser		R3 / R4 C4 / C6 / C8 / C9  R3 / C4 / C6 FERTILIZER	<b>Metering wheel 762</b> Beans, peas, spelt  Fertiliser
	C8 / C9 FERTILIZER	<b>Dual metering wheel 28</b> Poppy, rape			
	C8 / C9 FERTILIZER	<b>Dual metering wheel 56</b> Phacelia, mustard		C8 / C9 FERTILIZER	<b>Dual metering wheel 136</b> Maize, sunflower
	C8 / C9 FERTILIZER	<b>Dual metering wheel 272</b> Maize, sunflower		C8 / C9 FERTILIZER	<b>Dual metering wheel 430</b> Cereal hybrids Fertiliser
	C8 / C9 FERTILIZER	<b>Dual metering wheel 830</b> Cereals Fertiliser		C8 / C9 FERTILIZER	<b>Dual metering wheel 1020</b> Beans, peas Fertiliser



## Operator-friendly

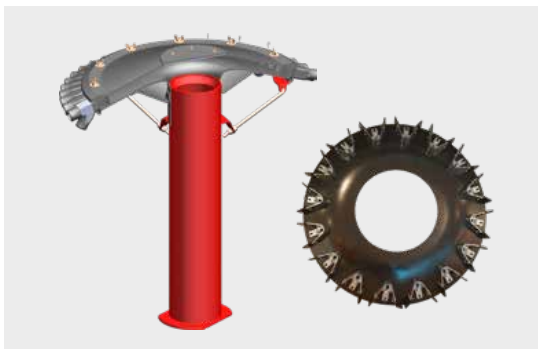
- Calibration is a straight forward affair using the practical calibration bag provided. To ensure correction operation the calibration flap position is monitored by a sensor. **(1)**
- Simple and fast emptying of any remaining seed in the hopper is facilitated through the hopper emptying shutter. **(2)**

### **Electrical metering offers many advantages on all TERRASEM models**

- Pre-metering
- Electrical calibration sequence
- Infinitely adjustable seed rate adjustment
- Changeable metering wheels with quick-release connectors for all seed types
- Hopper level measurement displayed on in cab controller
- Fan and metering shaft monitoring



# Precise distribution



## Distributors

A high volume of air and low air velocity protect the seed and any dressing against damage. Together with the precision metering system and large distributor heads, this system delivers uniform seed grain placement.

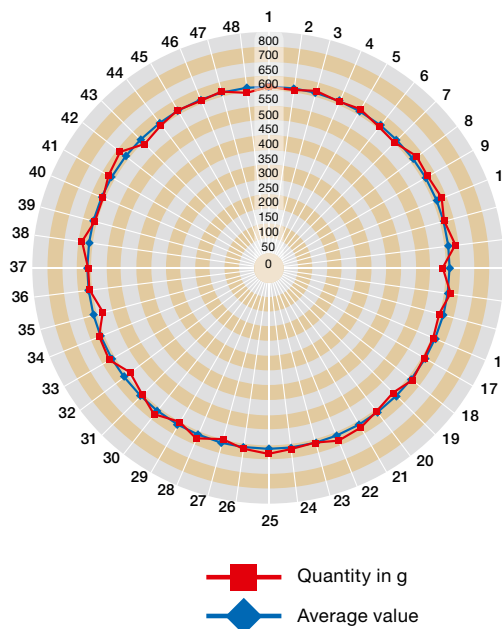
- Maximum effectiveness of seed and dressing is ensured.
- Standard row spacing is 4.92" / 125 mm.
- Special distributor inserts can be used to alter the row spacing.


R3 / R4 / C4 / C6 seed drills have one distributor, while the TERRASEM C8 and C9 models are equipped with two. On the TERRASEM C8 / C9 both distributors are automatically retracted hydraulically during the folding process.

The seed is fed uniformly to the distributor in an air stream that passes up the riser tube. The large diameter of the distributor guarantees exact distribution of the seed into each of the seed pipes.

### Cross-section of the distributor head

All new PÖTTINGER pneumatic seed drills are subjected to a distribution analysis test before they leave the factory. The records of the tests and measured values are archived in the machine database.





## Tramline switching

- Standard on the TERRASEM R3 / R4 / C4
- Optional on the TERRASEM C6 / C8 / C9

Tramline switching is performed electronically using actuator motors. **(1)** The system can be switched between symmetrical or asymmetrical tramlining. Available optionally is custom configurations and half side shut off's. **(2)**



- Flaps in the distributor close 3 – 5 seed rows per wheeltrack.
- The excess seed is returned to the riser tube therefore automatically the overall quantity of seed output is reduced, saving up to 6% of seed material.
- Exact and even distribution across the whole width, even when tramlining.

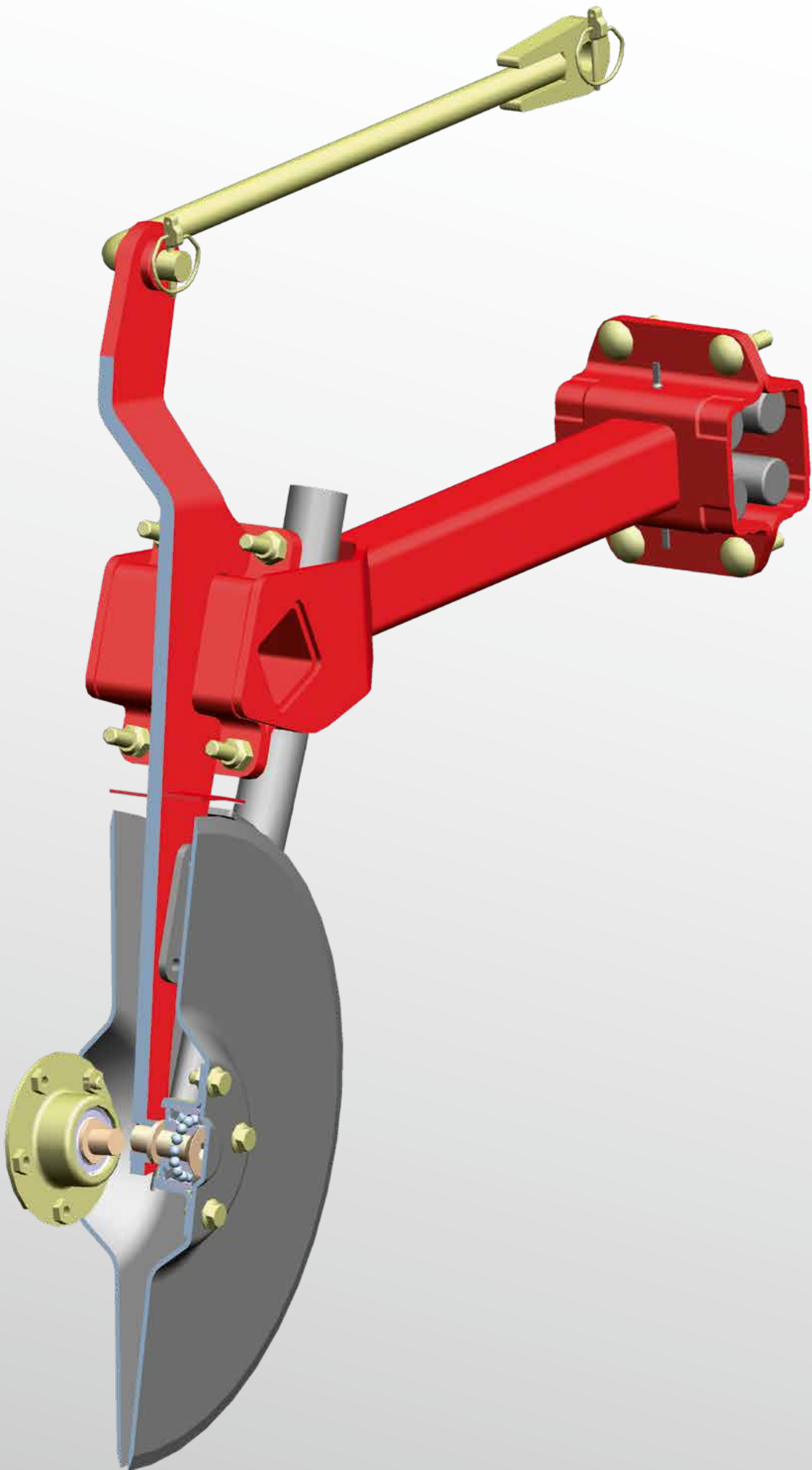
As an option, optical seed flow sensors can be provided for each individual row. In the event of a blockage the control terminal indicates which row or rows are affected.



## TERRASEM FERTILIZER

**Separate metering units and distributors for fertiliser and seed.** Simultaneous precision application of fertiliser and seed in a single pass. The entire operation and monitoring system is integrated into one terminal.

- All metering systems are made of stainless steel V4A.
- The fertiliser is placed between two seed rows.
- Fertiliser and seed flow rates controlled independently.
- Placement depth of up to 3.94" / 100 mm for the fertiliser.





# Perfect sowing



## DUAL DISC coulters

Successful sowing is dependent on closely-matched coulters for opening the seed slot, placing the seed and covering the seed again. A well-formed seed slot is essential for successful drilling. The guarantee for optimum placement and uniform germination.

- The large DUAL DISC coulters cut right through surface trash to form a uniform and tidy seed slot.
- In combination with the delivery pipe between the discs, the seeds are placed at defined intervals, covered with a layer of fine soil and pressed down by press wheels.
- The seed is delivered in front of the coulters hub and each seed is placed with precision in the seed slot.

### Flexible press wheels

Each disc coulters is mounted on an independent parallelogram to ensure excellent ground tracking. All disc coulters are guided by a press wheel to ensure uniform seed placement depth.

- Both the front and rear coulters arms are the same length. They are mounted on staggered coulters rails to ensure the same pressure on each coulters.
- Uniform seed depth
- An easily adjusted turnbuckle ratchet on the coulters rail is used to adjust seed placement depth on each section. **(1)**
- The coulters pressure is applied hydraulically between 88 and 265 lbs / 40 and 120 kg.
- The maintenance-free rubber mounting elements provide optimum freedom of movement for each coulters unit.
- With an inter coulters rail spacing of 12.60" / 320 mm, the offset configuration allows a row spacing of 4.92" / 125 mm for optimum plant distribution density.

# Ground tracking



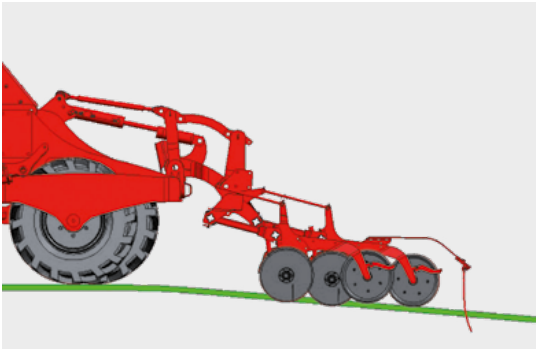

## Three-part design

The three section design of the TERRASEM C drills offers the perfect ground tracking across the whole working width.

These folding sections are preloaded using nitrogen accumulators to provide equal pressure distribution in any working position over the whole working width.

The folding disc harrow frames, packer and coulter rails allow a freedom of movement of up to 5 degrees up and down to adapt to ground contours.

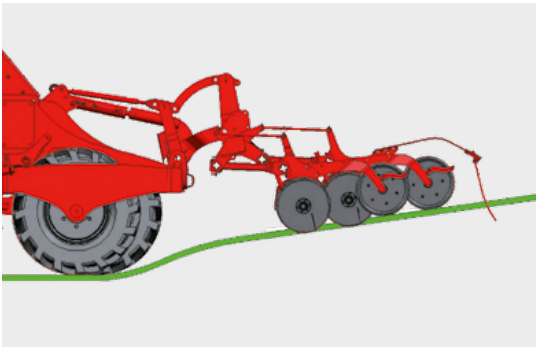
- This guarantees thorough tillage over the whole working width.
- The placement depth can be adjusted centrally on each three-point unit.



## Contour adaptation

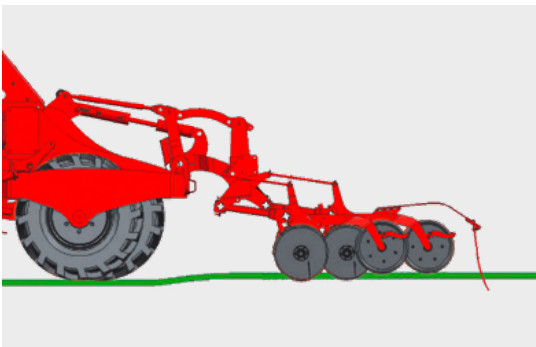
**Centre and wing sections are mounted via a three point linkage system to the packer frame.**

- By attaching each section via a 3-point linkage onto the packer frame, each coulters section is free to follow the ground contours.
- The coulters sections can adapt to uneven ground in the direction of travel.

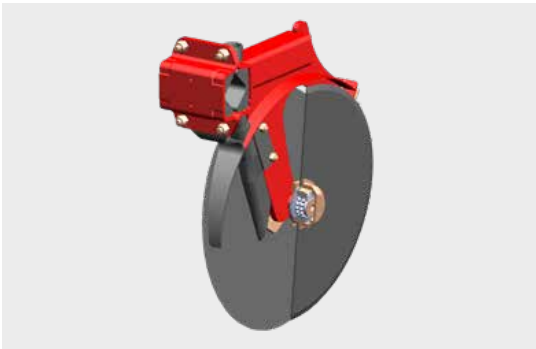


## Four point parallel coulters linkage

- Precise ground tracking with a consistent coulters pressure is achieved thanks to the parallel coulters linkage.
- The coulters arms are all the same length; it is the coulters rails that are offset.
- This ensures that precisely the same pressure is applied to each coulters for a consistent seed depth across the entire working width.



# TERRASEM FERTILIZER

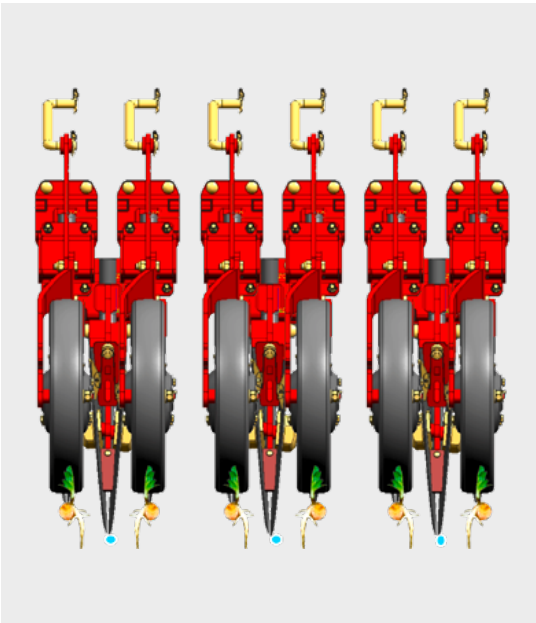



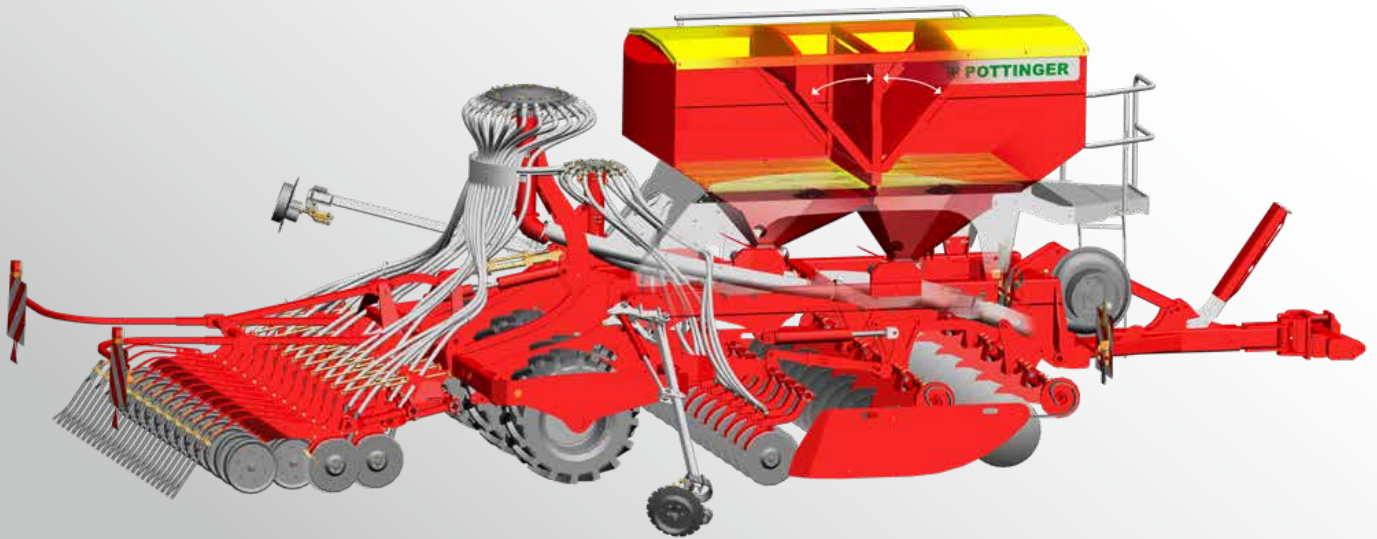
## DUAL DISC precision coulter

Fertiliser is applied on the TERRASEM FERTILIZER models using the DUAL DISC Exakt coulter. Behind the disc harrow, fertiliser is applied via these coulters and positioned between two seed rows.

- NONSTOP stone protection thanks to rubber coulter arm mountings.
- Straight edge discs with a diameter of 14.96" / 380 mm and sealed bearings.
- A row spacing of 9.84" / 250 mm and up to 176.36 lbs / 80 kg coulter pressure.
- Plenty of clearance between coulters for unrestricted soil flow. The placement depth of the fertiliser can be adjusted independant of cultivating and sowing depth.
- The surface is then consolidated across the whole area before the seed is drilled.

DUAL DISC Exakt coulters place a fertiliser deposit between the seed rows to supply nutrients to the roots. This saves fertiliser, minimises unproductive losses and promotes faster development of the root mass for optimum yield.





## The FERTILIZER advantage

An additional advantage of direct fertilisation is that in difficult ground conditions only one pass is necessary, providing maximum protection of the soil.

Additionally there is the advantage of being able to complete the full drilling and fertilisation process quickly and effectively in a single pass as soon as conditions are favourable.

As a result, PÖTTINGER is at the forefront of the the increasing trend in direct fertilisation: In the face of increasing fertiliser prices, new types of fertiliser, new fertiliser regulations and environmental legislation, it pays to employ precision fertiliser management in future.

Using direct fertilisation on the TERRASEM FERTILIZER enables micro and macro nutrients to be deposited at the same time as the seed. Optimum growth conditions are created during the early phases, increasing the overall performance of the seed as a result.

# Intelligent control



## ARTIS and ARTIS PLUS

Featuring a heavy duty two piece synthetic casing with rubber edge guard, all units feature an illuminated colour display. Raised back-lit keys offer optimum visibility at night. A total of 22 keys offer the highest level of convenience for operating PÖTTINGER TERRASEM seed drills.

### ARTIS

For tractors with at least three remote valves:

- Functions are operated directly using the tractor remotes.
- A single-acting connection with return or load sensing for driving the fan.
- Three double-acting remotes are required for the rest of the functions.
- Direct control of functions via tractor remotes.

### ARTIS PLUS

For tractors with limited remotes:

- A single-acting connection with return or load sensing for driving the fan.
- One double acting remote is required for all other functions.

### ARTIS and ARTIS PLUS also include

- Priming
- Electrical calibration sequence
- Infinitely adjustable seed flowrate adjustment
- Hopper level measurement
- Fan and metering shaft monitoring
- Seed library
- Seed flow sensors (optional)



## EXPERT 100

CCI 100 – 100 % ISOBUS

The PÖTTINGER CCI 100 ISOBUS terminal not only offers all the functions provided by the ARTIS PLUS terminal, but also enables professional operation of all ISOBUS-compatible machines from a wide range of manufacturers. All TERRASEM models are ISOBUS compatible as standard.

- Rugged synthetic casing.
- High quality 8.4" TFT colour touch-screen.
- Soft keys on left and right.
- Ambient light sensor and back-lit function keys.
- Edit using keys and touch-screen.
- Scroll wheel for direct input and adjustment of setpoints.



## Precision farming – SEED COMPLETE

The seed quantity can be automatically adapted to match the soil conditions in each field using application maps that you can prepare on the office PC before heading out. Data recorded over longer periods can be archived on the office PC for later comparison and to ensure traceability. Variable seed rate is another way to optimize earnings.

- GPS controlled stop/start at headlands.
- Differences in the soil and yield potential within a field can be taken into account during drilling.
- Site-specific seed rates optimise the results.
- Precision application of seed, fertiliser and spray utilising technology saves up to 5% on variable costs or up to € 20 / acre / € 50 / ha.

# Technical data



	<b>TERRASEM R3</b>	<b>TERRASEM R3 FERTILIZER</b>	<b>TERRASEM R4</b>	<b>TERRASEM C4</b>	<b>TERRASEM C4 FERTILIZER</b>
Working width	9.84 ft / 3.0 m	9.84 ft / 3.0 m	13.12 ft / 4.0 m	13.12 ft / 4.0 m	13.12 ft / 4.0 m
Seed hopper volume	660 gal / 3000 l	880 gal / 4000 l	660 gal / 3000 l	660 gal / 3000 l	880 gal / 4000 l
Volume with hopper extension	870 gal / 3950 l	1122 gal / 5100 l	870 gal / 3950 l	870 gal / 3950 l	1122 gal / 5100 l
Disc harrow discs	22	22	30	30	30
WAVEDISC 12.5 cm spacing	24	24	32	32	32
WAVEDISC 16.7 cm spacing	18	18	24	24	24
Harrow disc diameter	20.08 in / 510 mm	20.08 in / 510 mm	20.08 in / 510 mm	20.08 in / 510 mm	20.08 in / 510 mm
Distributors	1	1 + 1	1	1	1 + 1
Drill coulters	24	24	32	32	32
Fertilizer coulter	–	12	–	–	16
Coulter disc diameter	14.96 in / 380 mm	14.96 in / 380 mm	14.96 in / 380 mm	14.96 in / 380 mm	14.96 in / 380 mm
Row spacing	4.92 in / 125 mm	4.92 in / 125 mm	4.92 in / 125 mm	4.92 in / 125 mm	4.92 in / 125 mm
Coulter spacing	12.59 in / 320 mm	12.59 in / 320 mm	12.59 in / 320 mm	12.59 in / 320 mm	12.59 in / 320 mm
Pressure per coulter	88 – 265 lbs / 40 – 120 kg	88 – 265 lbs / 40 – 120 kg	88 – 265 lbs / 40 – 120 kg	88 – 265 lbs / 40 – 120 kg	88 – 265 lbs / 40 – 120 kg
Press wheel diameter	14.96 in / 380 mm	14.96 in / 380 mm	14.96 in / 380 mm	14.96 in / 380 mm	14.96 in / 380 mm
Length	26.04 ft / 7.94 m	26.04 ft / 7.94 m	26.04 ft / 7.94 m	26.04 ft / 7.94 m	26.04 ft / 7.94 m
Transport width	9.84 ft / 3.0 m	9.84 ft / 3.0 m	13.12 ft / 4.0 m	9.84 ft / 3.0 m	9.84 ft / 3.0 m
Transport height	8.72 ft / 2.66 m	8.85 ft / 2.70 m	8.72 ft / 2.66 m	8.72 ft / 2.66 m	9.18 ft / 2.80 m
Filling height	8.36 ft / 2.55 m	9.35 ft / 2.85 m	8.36 ft / 2.55 m	8.36 ft / 2.55 m	9.35 ft / 2.85 m
Packer tyres 425/55 R17	6	6	8	8	8
Power requirement kW	81 – 125 kW	99 – 132 kW	103 – 147 kW	103 – 147 kW	118 – 220 kW
Power requirement hp	110 – 170 hp	135 – 180 hp	140 – 200 hp	140 – 200 hp	160 – 300 hp
Weight	5.02 sh t / 4.55 t	6.32 sh t / 5.73 t	6.56 sh t / 5.95 t	7.09 sh t / 6.43 t	8.54 sh t / 7.75 t





<b>TERRASEM C6</b>	<b>TERRASEM C6 FERTILIZER</b>	<b>TERRASEM C8</b>	<b>TERRASEM C8 FERTILIZER</b>	<b>TERRASEM C9</b>	<b>TERRASEM C9 FERTILIZER</b>
19.69 ft / 6.0 m	19.69 ft / 6.0 m	26.25 ft / 8.0 m	26.25 ft / 8.0 m	29.53 ft / 9.0 m	29.53 ft / 9.0 m
660 gal / 3000 l	880 gal / 4000 l	880 gal / 4000 l	880 gal / 4000 l	880 gal / 4000 l	880 gal / 4000 l
870 gal / 3950 l	1122 gal / 5100 l	1122 gal / 5100 l	1122 gal / 5100 l	1122 gal / 5100 l	1122 gal / 5100 l
46	46	62	62	70	70
48	48	64	64	72	72
36	36	48	48	54	54
20.08 in / 510 mm	20.08 in / 510 mm	20.08 in / 510 mm	20.08 in / 510 mm	20.08 in / 510 mm	20.08 in / 510 mm
1	1 + 1	2	2 + 1	2	2 + 1
48	48	64	64	72	72
-	24	-	32	-	36
14.96 in / 380 mm	14.96 in / 380 mm	14.96 in / 380 mm	14.96 in / 380 mm	14.96 in / 380 mm	14.96 in / 380 mm
4.92 in / 125 mm	4.92 in / 125 mm	4.92 in / 125 mm	4.92 in / 125 mm	4.92 in / 125 mm	4.92 in / 125 mm
12.59 in / 320 mm	12.59 in / 320 mm	12.59 in / 320 mm	12.59 in / 320 mm	12.59 in / 320 mm	12.59 in / 320 mm
88 – 265 lbs / 40 – 120 kg	88 – 265 lbs / 40 – 120 kg	88 – 265 lbs / 40 – 120 kg	88 – 265 lbs / 40 – 120 kg	88 – 265 lbs / 40 – 120 kg	88 – 265 lbs / 40 – 120 kg
14.96 in / 380 mm	14.96 in / 380 mm	4.96 in / 380 mm	4.96 in / 380 mm	14.96 in / 380 mm	4.96 in / 380 mm
26.04 ft / 7.94 m	26.04 ft / 7.94 m	26.04 ft / 7.94 m	26.04 ft / 7.94 m	27.03 ft / 8.24 m	27.03 ft / 8.24 m
9.84 ft / 3.0 m	9.84 ft / 3.0 m	9.84 ft / 3.0 m	9.84 ft / 3.0 m	9.84 ft / 3.0 m	9.84 ft / 3.0 m
9.84 ft / 3.0 m	9.84 ft / 3.0 m	13.05 ft / 3.98 m	13.05 ft / 3.98 m	14.76 ft / 4.50 m	14.76 ft / 4.50 m
8.36 ft / 2.55 m	9.35 ft / 2.85 m	9.35 ft / 2.85 m	9.35 ft / 2.85 m	9.35 ft / 2.85 m	9.35 ft / 2.85 m
12	12	16	16	18	18
140 – 220 kW	169 – 243 kW	221 – 294 kW	213 – 368 kW	221 – 294 kW	243 – 368 kW
190 – 300 hp	230 – 330 hp	300 – 400 hp	290 – 500 hp	300 – 400 hp	330 – 500 hp
9.68 sh t / 8.78 t	13.54 sh t / 12.28 t	12.07 sh t / 10.95 t	15.27 sh t / 13.85 t	13.54 sh t / 12.28 t	16.34 sh t / 14.82 t

# Standard & Optional Equipment



**ARTIS / ARTIS PLUS**



**EXPERT 100**  
CCI 100 ISOBUS



**SEED COMPLETE**



**Radar sensor for metering system**

TERRASEM	<input type="checkbox"/>	<input type="checkbox"/>	<input type="checkbox"/>	<input type="checkbox"/>
TERRASEM FERTILIZER	<input type="checkbox"/>	<input type="checkbox"/>	<input type="checkbox"/>	<input type="checkbox"/>




**Track eradicator discs**



**Spring loaded track eradicators**



**Levelling board in front of disc harrow**




**Levelling paddles in front of tyre packer**


TERRASEM	<input type="checkbox"/>	<input type="checkbox"/>	<input type="checkbox"/>	<input type="checkbox"/>
TERRASEM FERTILIZER	<input type="checkbox"/>	<input type="checkbox"/>	<input type="checkbox"/>	<input type="checkbox"/>



**Seed flow sensors**



**Pre-emergence markers**



**Distributor insert for row spacing 9.84 and 19.69" / 250 and 500 mm**



**Row spacing 13.78 and 29.53" / 375 and 750 mm**

TERRASEM	<input type="checkbox"/>	<input type="checkbox"/>	<input type="checkbox"/> R3 / R4 / C4 / C6 / C8	<input type="checkbox"/> R3 / C6
TERRASEM FERTILIZER	<input type="checkbox"/>	<input type="checkbox"/>	<input type="checkbox"/> R3 / R4 / C4 / C6 / C8	<input type="checkbox"/> R3 / C6

■ = standard, □ = optional



**Telescopic drawbar**



**Load sensing fan drive**



**Fan dust filter**




**Seed hopper extension**



**Floodlighting package LED**




**Bout markers**



**Hydraulic auger for seed hopper**



**Levelling board on coulter rail**



**Tramline system symmetrical – asymmetrical**



**Half width shut off**



**Scales for Calibration**

**Other optional fittings:**

- Dual-line pneumatic brakes
- Hydraulic brakes
- Tractor independent PTO-driven hydraulic pump
- Side loading platform
- Special metering wheels
- Press wheels with metal rims
- Scrapers for press wheels
- Scrapers for packer wheels



# PÖTPRO

**Your machine goes online.**

All the information on your machine  
**easily – anytime – anywhere**

**Simply scan the QR code on the data plate** with your smartphone or tablet or enter your machine number at [www.poettinger.at/poetpro](http://www.poettinger.at/poetpro). You will immediately receive all the information on your machine.

- Instruction manuals
- Optional equipment information
- Brochures
- Photos and videos



# PÖTTINGER Original Parts

## **PÖTTINGER Spare parts service**

- Worldwide network of sales and service partners.
- Decades of spare and wear parts availability.
- Original PÖTTINGER parts can be ordered online around the clock.

### **PÖTTINGER Landtechnik GmbH**

Industriegelände 1  
4710 Grieskirchen  
Austria  
Phone +43 7248 600-0  
[info@poettinger.at](mailto:info@poettinger.at)  
[www.poettinger.at](http://www.poettinger.at)

### **Alois PÖTTINGER UK Ltd.**

15 St Marks Road, Corby  
Northamptonshire,  
NN18 8AN  
United Kingdom  
Phone + 44 1536 272 220  
[info@pottingeruk.co.uk](mailto:info@pottingeruk.co.uk)  
[www.pottingeruk.co.uk](http://www.pottingeruk.co.uk)

### **POETTINGER Canada Inc.**

650, Route 112  
St-Cesaire, PQ J0L 1T0  
Canada  
Phone +1 450 469 5594  
Fax +1 866 417 1683  
[sales.canada@poettinger.ca](mailto:sales.canada@poettinger.ca)  
[www.poettinger.ca](http://www.poettinger.ca)

### **POETTINGER US, Inc.**

393 Pilot Drive  
Valparaiso, IN 46383  
USA  
Phone +1 219 510 5534  
Fax + 1 219 707 5412  
[sales.us@poettinger.us](mailto:sales.us@poettinger.us)  
[www.poettinger.us](http://www.poettinger.us)

### **POETTINGER Australia PTY LTD**

11 Efficient Drive,  
Truganina VIC 3030  
Australia  
Phone +61 3 9359 2969  
[sales.au@poettinger.com.au](mailto:sales.au@poettinger.com.au)  
[www.poettinger.com.au](http://www.poettinger.com.au)

### **POETTINGER Ireland Ltd.**

Industrial Estate  
Cashel Rd., Clonmel, Co. Tipperary  
Ireland  
Phone +353 52 6125766  
[info.ie@poettinger.at](mailto:info.ie@poettinger.at)  
[www.poettinger.ie](http://www.poettinger.ie)

### **Importer for New Zealand:**

**Origin Agroup**  
PO Box 673, 57 Hautapu Road  
Cambridge  
New Zealand  
Phone +64 7 823 7582  
[info@originagroup.co.nz](mailto:info@originagroup.co.nz)  
[www.originagroup.co.nz](http://www.originagroup.co.nz)

### **Importer for South Africa:**

**VALTRAC**  
Cnr. Water & Buiten Street  
9585 Parys  
South Africa  
Phone +27 56 817 7338 7308  
[wynn@valtrac.co.za](mailto:wynn@valtrac.co.za)  
[www.valtrac.co.za](http://www.valtrac.co.za)

  
**PÖTTINGER**